

This document contains proprietary information and such information may not be disclosed to others for any purposes, not used for sales/marketing/procurement purposes without written permission

REV	DESCRIPTION OF REVISION	ECN NO.	BY	DATE	APPROVED
A	Initial Release	—	T.Shihua	1/8/14	1/8/14

1 Electrical

- 1.1 Impedance: 50Ω
- 1.2 Frequency: DC-40GHz
- 1.3 VSWR: 1.25:1

2 Mechanical&Environmental

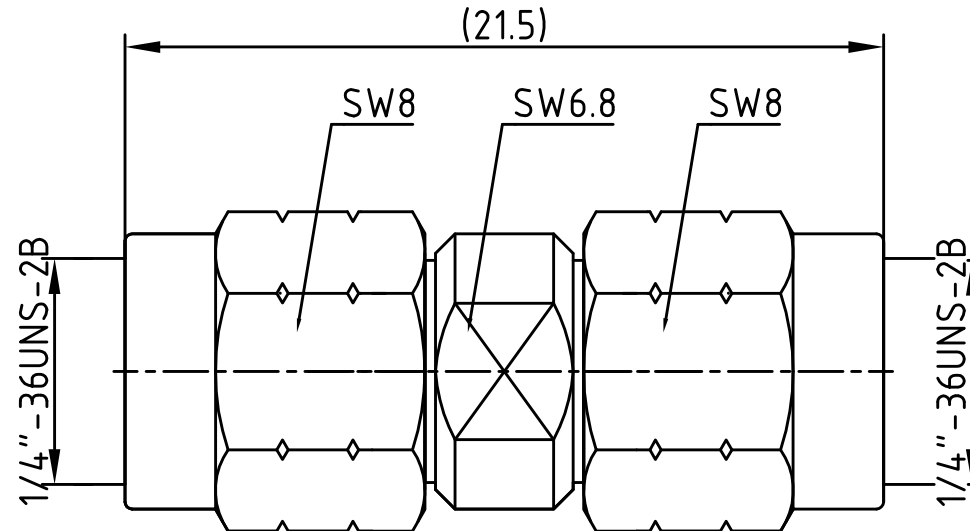
- 2.1 Temperature range -55°C ~+165°C
- 2.2 Durability(matings) >500
- 2.3 RoHs Compliant Yes

3 Material&Finish

- 3.1 Pin contact: Beryllium-Copper, gold plated
- 3.2 Body: Stainless Steel(SU303), Passivated
- 3.3 Insulators: PEI



4 Interface Standards

- 4.1 2.92 MIL-STD-348A



Notes:

- 1.ALL SPECIFICATIONS ARE SUBJECT TO CHANGE NOTICE AT ANY TIME
- 2.CUSTOMER OUTLINE DRAWING FOR REFERENCE ONLY

DRAWN: T.Shihua 1/8/14	TITLE: Precision Adapter 2.92 Male to 2.92 Male	 www.terullal.com				
ENGINEER: C.Tao 1/8/14						
APPROVED: W.Qiang 1/8/14		 DIMENSION IN MILLIMETERS (mm)				
TOLERANCES UNLESS OTHERWISE SPECIFIED X ±0.50 .X ±0.20 .XX ±0.10 ANGLES ±1°		PART NO: 2.92-JJG	SIZE: A4	SCALE: N/A	SHEET: 1/1	REV: A