

This document contains proprietary information and such information may not be disclosed to others for any purposes, not used for sales/marketing/procurement purposes without written permission

REV	DESCRIPTION OF REVISION	ECN NO.	BY	DATE	APPROVED
A	Initial Release	—	T.Shihua	8/05/14	8/05/14

1 Electrical

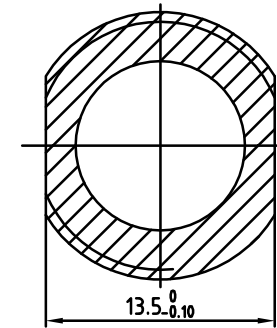
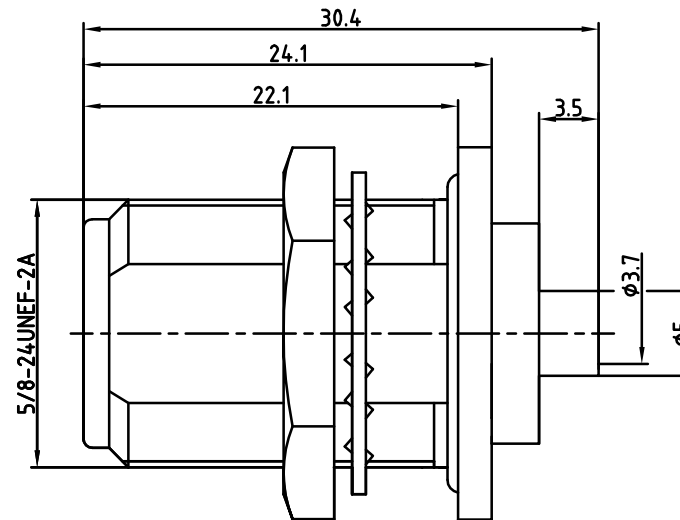
- 1.1 Impedence 50Ω
- 1.2 Frequency DC-6GHz
- 1.3 Dielectric withstanding voltage 1500V(volts RMS)
- 1.4 Center contact resistance ≤ 1MΩ
- 1.5 Outer contact resistance ≤ 0.2MΩ
- 1.6 Insulation resistance: ≥5000MΩ

2 Environmental&Mechanical

- 2.1 Temperature range -55℃~155℃
- 2.2 RoHs Compliant
- 2.3 Durability >500 cycles



3 Materials&Finish

- 3.1 Body: Brass, Nickel plated
- 3.2 Insulator: Teflon
- 3.3 Contact Pin: Bronze, silver plated
- 3.4 Nut: Brass, Nickel plated
- 3.5 Gasket: Silicon rubber(red)
- 3.6 Washer: Brass, nickel plated



Notes:

- 1.ALL SPECIFICATIONS ARE SUBJECT TO CHANGE NOTICE AT ANY TIME
- 2.CUSTOMER OUTLINE DRAWING FOR REFERENCE ONLY

DRAWN: T.Shihua 8/05/14	TITLE: N-KYB3MB N Female B/H Connector For .141 Cable	 www.terullal.com				
ENGINEER: C.Tao 8/05/14						
APPROVED: W.Qiang 8/05/14		 DIMENSION IN MILLIMETERS (mm)				
TOLERANCES UNLESS OTHERWISE SPECIFIED X ±0.50 .X ±0.20 .XX ±0.10 ANGLES ±1°		PART NO: TRL-N2823662	SIZE: A4	SCALE: N/M	SHEET: 1/1	REV: B