

This document contains proprietary information and such information may not be disclosed to others for any purposes, not used for sales/marketing/procurement purposes without written permission

| REV | DESCRIPTION OF REVISION | ECN NO. | BY        | DATE   | APPROVED |
|-----|-------------------------|---------|-----------|--------|----------|
| A   | Initial Release         | —       | T. Shihua | 1/8/14 | 1/8/14   |

1 Electrical

- 1.1 Impedance: 50 Ω
- 1.2 Frequency: DC-26.5GHz
- 1.3 VSWR: 1.25:1

2 Mechanical&Environmental

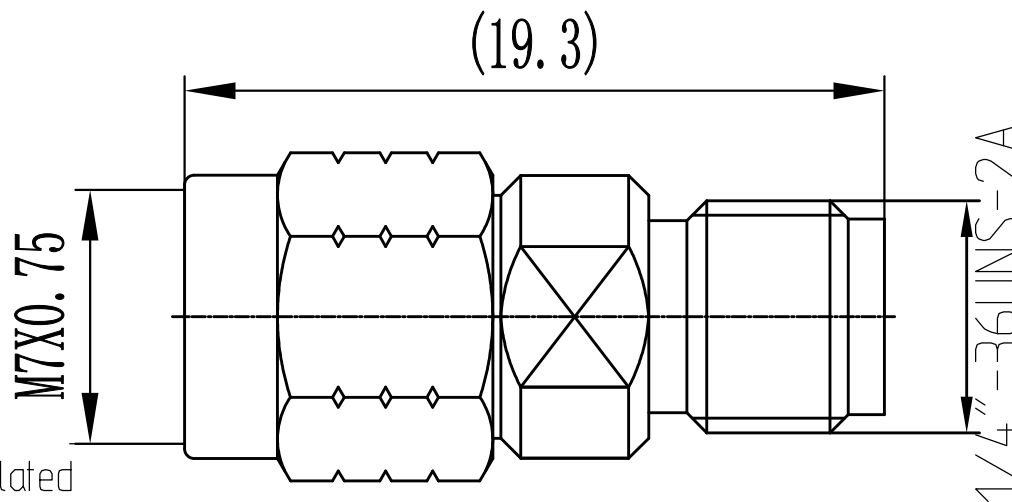
- 2.1 Temperature range -45°C ~+85°C
- 2.2 Durability(matings) >500
- 2.3 RoHs Compliant Yes

3 Material&Finish

- 3.1 Pin contact: Beryllium-Copper, gold plated
- 3.2 Body: Stainless Steel, Passivated
- 3.3 Insulators: PEI



4 Interface Standards

- 4.1 2.4 IEEE STD 287-2007
- 4.2 3.5 IEC60169



Notes:

- 1. ALL SPECIFICATIONS ARE SUBJECT TO CHANGE NOTICE AT ANY TIME
- 2. CUSTOMER OUTLINE DRAWING FOR REFERENCE ONLY

|                                                                                         |                                                           |                                                                                                                     |               |               |           |
|-----------------------------------------------------------------------------------------|-----------------------------------------------------------|---------------------------------------------------------------------------------------------------------------------|---------------|---------------|-----------|
| DRAWN: T. Shihua 1/8/14                                                                 | TITLE:<br><br>Precision Adapter<br>2.4 Male to 3.5 Female | <br>www.terulai.com            |               |               |           |
| ENGINEER: C. Tao 1/8/14                                                                 |                                                           |                                                                                                                     |               |               |           |
| APPROVED: W. Qiang 1/8/14                                                               |                                                           |  DIMENSION IN MILLIMETERS (mm) |               |               |           |
| TOLERANCES UNLESS OTHERWISE SPECIFIED<br>X ±0.50<br>.X ±0.20<br>.XX ±0.10<br>ANGLES ±1° | PART NO:<br>2. 4/3. 5-JKG                                 | SIZE:<br>A4                                                                                                         | SCALE:<br>N/A | SHEET:<br>1/1 | REV:<br>A |