

This document contains proprietary information and such information may not be disclosed to others for any purposes, not used for sales/marketing/procurement purposes without written permission

REV	DESCRIPTION OF REVISION	ECN NO.	BY	DATE	APPROVED
A	Initial Release	—	T. Shihua	16/5/14	16/5/14

1 Technical Data:

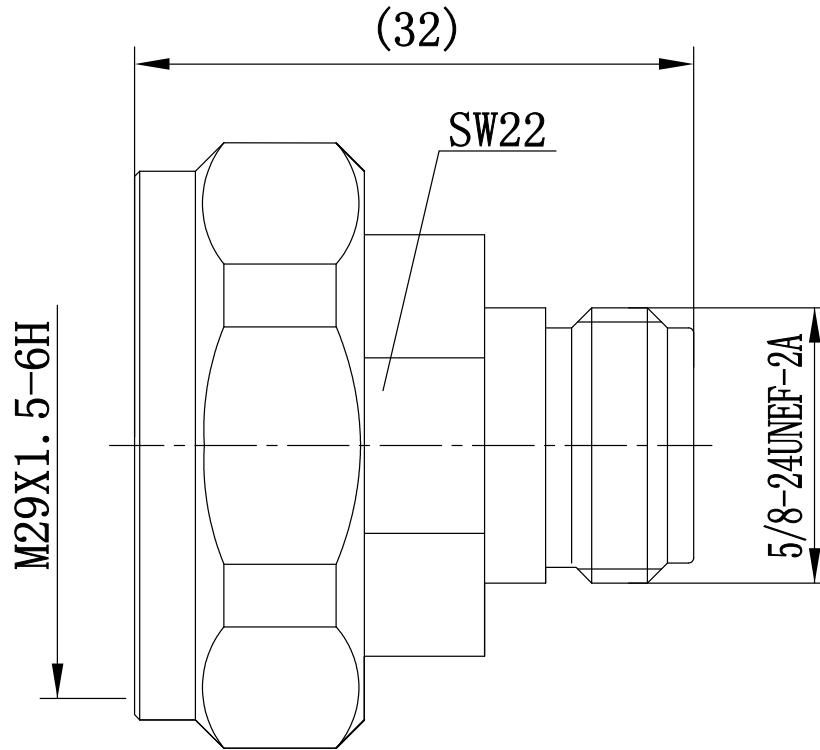
- 1.1 Impedence: 50 Ω
- 1.2 Frequency: DC ~3GHz
- 1.3 VSWR: <1.2
- 1.4 Dielectric withstanding voltage: >=4000V rms
- 1.5 Insulation resistance: >=10000MΩ
- 1.6 Center contact resistance: <0.4 mΩ
- 1.7 Outer contact resistance: <1.5mΩ

2 Environmental&Mechanical

- 2.1 Temperature range: -40℃ ~125℃
- 2.2 RoHs Compliant
- 2.3 Durability: >500 cycles



3 Materials&plating

- 3.1 Body: Brass, Nickel plated
- 3.2 Insulator: Teflon
- 3.3 Contact Pin: Bronze, gold plated
- 3.4 Coupling Nut: Brass, Nickel plated



Notes:

- 1. ALL SPECIFICATIONS ARE SUBJECT TO CHANGE NOTICE AT ANY TIME
- 2. CUSTOMER OUTLINE DRAWING FOR REFERENCE ONLY

DRAWN : T. Shihua 16/5/14 ENGINEER: C. Tao 16/5/14 APPROVED : W. Qiang 16/5/14 TOLERANCES UNLESS OTHERWISE SPECIFIED X ±0.50 .X ±0.20 .XX ±0.10 ANGLES ±1°	TITLE: RF Adaptor L29(7/16.) Male to N Female Adapter PART NO: L29/N-JK	 <a href="http://www.teruilai.com">www.teruilai.com</a>  DIMENSION IN MILLIMETERS (mm) SIZE: A4    SCALE: N/A    SHEET: 1/1    REV: A
---	--	--