

This document contains proprietary information and such information may not be disclosed to others for any purposes, not used for sales/marketing/procurement purposes without written permission

REV	DESCRIPTION OF REVISION	ECN NO.	BY	DATE	APPROVED
A	Initial Release	—	T. Shihua	13/05/15	13/05/15

1 Electrical

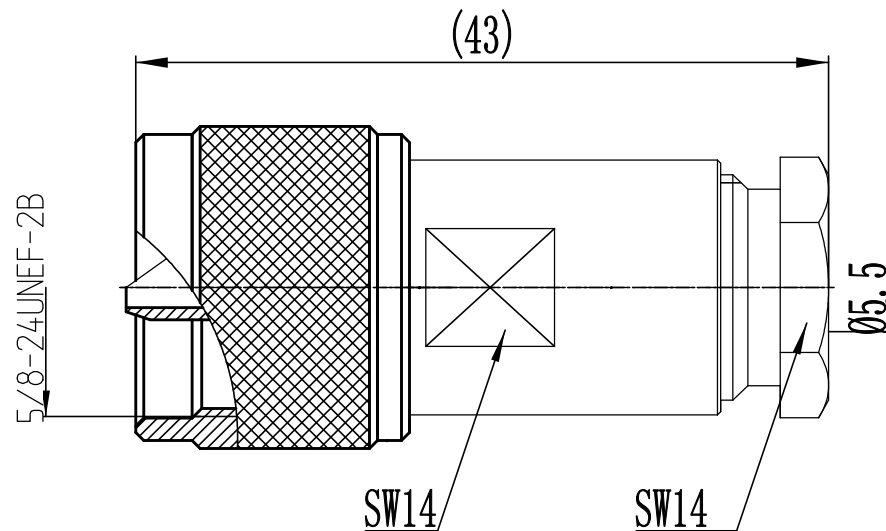
- 1.1 Frequency: 0~300MHz
- 1.2 Working voltage: ≤750V
- 1.3 Insulation resistance: ≥5000MΩ
- 1.4 Dielectric strength: 2000V
- 1.5 Center Contact resistance: ≤ 5MΩ
- 1.6 Outer Contact resistance: ≤ 5MΩ

2 Environmental&Mechanical

- 2.1 Temperature range -45℃~125℃
- 2.2 RoHs Compliant Yes
- 2.3 Durability >500 cycles



2 Material&Finish

- 2.1 Inner Contact: Bronze, gold plated
- 2.2 Outer Contact: Brass, Nickel plated
- 2.3 Insulators: Teflon



Notes:

- 1. ALL SPECIFICATIONS ARE SUBJECT TO CHANGE NOTICE AT ANY TIME
- 2. CUSTOMER OUTLINE DRAWING FOR REFERENCE ONLY

DRAWN: T. Shihua 13/05/15	TITLE: RF Coaxial Connector UHF male Conn. For RG58 Cable	 www.trl-rf.com			
ENGINEER: C. Tao 13/05/15					
APPROVED: W. Qiang 13/05/15		 DIMENSION IN MILLIMETERS (mm)			
TOLERANCES UNLESS OTHERWISE SPECIFIED X ±0.50 .X ±0.20 .XX ±0.10 ANGLES ±1°	PART NO: UHF-J5A	SIZE: A4	SCALE: N/A	SHEET: 1/1	REV: A