

This document contains proprietary information and such information may not be disclosed to others for any purposes, not used for sales/marketing/procurement purposes without written permission

| REV | DESCRIPTION OF REVISION | ECN NO. | BY       | DATE     | APPROVED |
|-----|-------------------------|---------|----------|----------|----------|
| A   | Initial Release         | —       | T.Shihua | 10/09/16 | 10/09/16 |

1 Electrical

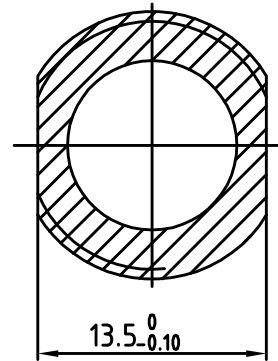
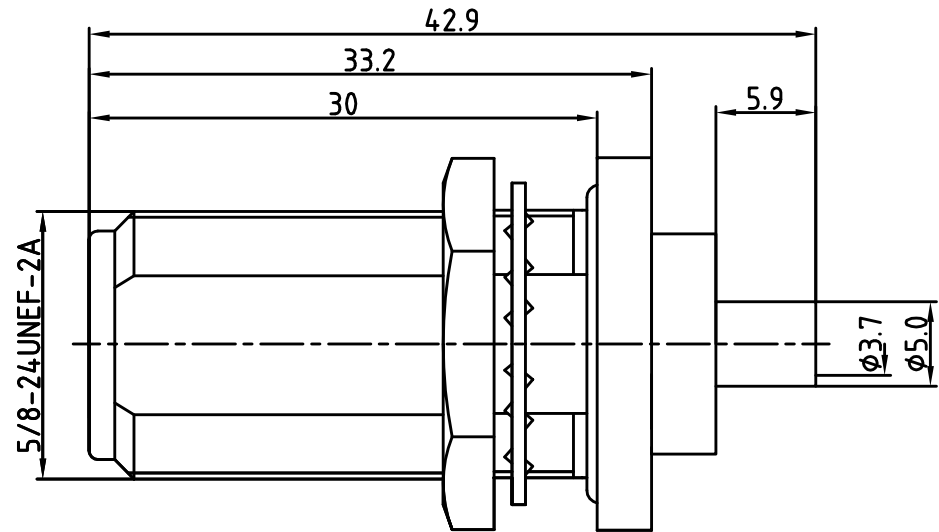
- 1.1 Impedence 50Ω
- 1.2 Frequency DC-6GHz
- 1.3 Dielectric withstanding voltage 1500V(volts RMS)
- 1.4 Center contact resistance ≤ 1MΩ
- 1.5 Outer contact resistance ≤ 0.2MΩ
- 1.6 Insulation resistance: ≥ 5000MΩ

2 Environmental&Mechanical

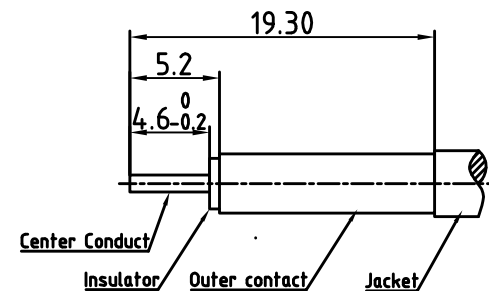
- 2.1 Temperature range -55℃~155℃
- 2.2 RoHs Compliant
- 2.3 Durability >500 cycles

3 Materials&Finish

- 3.1 Body: Brass, Nickel plated
- 3.2 Insulator: Teflon
- 3.3 Contact Pin: Bronze, silver plated
- 3.4 Nut: Brass, Nickel plated
- 3.5 Gasket: Silicon rubber(red)
- 3.6 Washer: Brass, nickel plated


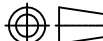


Cable Stripping Dimension



Notes:

- 1.ALL SPECIFICATIONS ARE SUBJECT TO CHANGE NOTICE AT ANY TIME
- 2.CUSTOMER OUTLINE DRAWING FOR REFERENCE ONLY

|   |  |   |            |            |        |
|---|--|---|------------|------------|--------|
| DRAWN: T.Shihua 10/09/16  | TITLE: N-KYB3A                           | <br><a href="http://www.terullal.com">www.terullal.com</a> |            |            |        |
| ENGINEER: C.Tao 10/09/16  | N Female B/H Connector<br>For .141 Cable |   |            |            |        |
| APPROVED: W.Qiang 10/09/16  | PART NO: TRL-N2823663                    | SIZE: A4  | SCALE: N/A | SHEET: 1/1 | REV: B |
| TOLERANCES UNLESS OTHERWISE SPECIFIED<br>X ±0.50<br>.X ±0.20<br>.XX ±0.10<br>ANGLES ±1° |  |  DIMENSION IN MILLIMETERS (mm)                             |            |            |        |