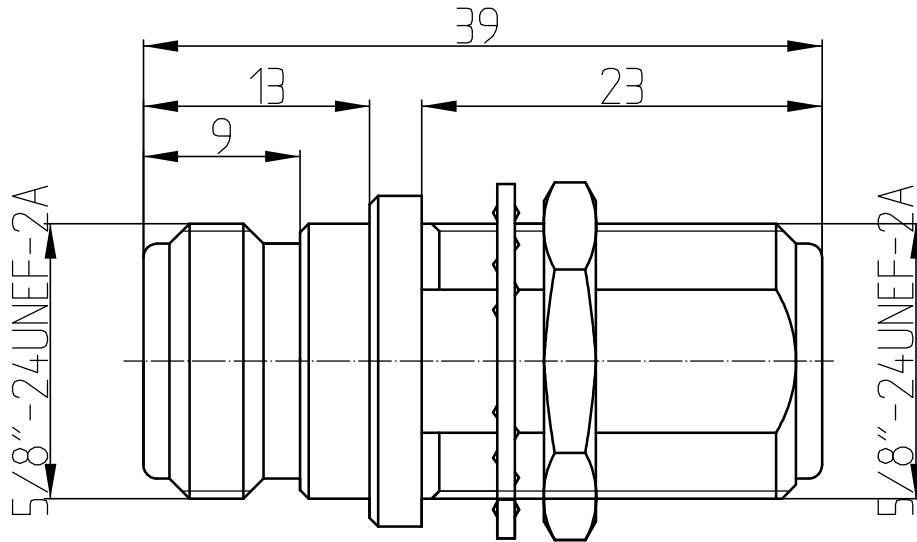
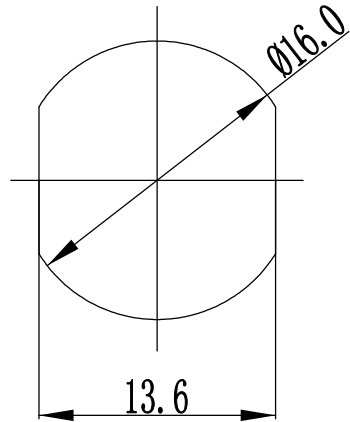


This document contains proprietary information and such information may not be disclosed to others for any purposes, not used for sales/marketing/procurement purposes without written permission

REV	DESCRIPTION OF REVISION	ECN NO.	BY	DATE	APPROVED
A	Initial Release	—	T. Shihua	17/12/14	17/12/14



Mounting Hole



1 Electrical

1.1 Impedance: 75 Ω

1.2 Frequency: 0-6GHz

2 Environmental

2.1 Temperature -45° to 125°

2.2 RoHs compliant

3 Material&Finish

3.1 Inner Contact: Phosphor Bronze, gold plated

3.2 Outer Contact: brass, nickel plated


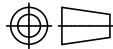
3.3 Insulators: PTFE

3.4 Nut: Brass, nickel plated

3.5 Washer: Bronze, nickel plated

Notes:

1. ALL SPECIFICATIONS ARE SUBJECT TO CHANGE NOTICE AT ANY TIME
2. CUSTOMER OUTLINE DRAWING FOR REFERENCE ONLY

DRAWN: T. Shihua 17/12/14	TITLE: RF Coaxial Connector N Female to Female Bulkhead adapter	 www.trl-rf.com			
ENGINEER: C. Tao 17/12/14					
APPROVED: W. Qiang 17/12/14		 DIMENSION IN MILLIMETERS (mm)			
TOLERANCES UNLESS OTHERWISE SPECIFIED		SIZE: A4	SCALE: N/A	SHEET: 1/1	REV: A
X ±0.50					
.X ±0.20					
.XX ±0.10					
ANGLES ±1°					
PART NO: N-75KYK3					