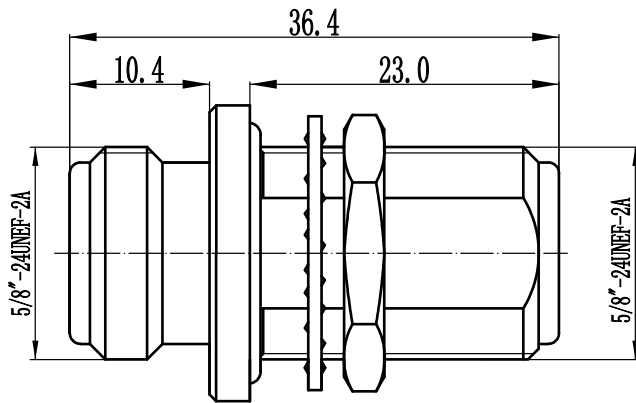
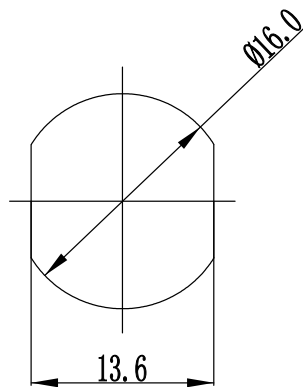


This document contains proprietary information and such information may not be disclosed to others for any purposes, not used for sales/marketing/procurement purposes without written permission

REV	DESCRIPTION OF REVISION	ECN NO.	BY	DATE	APPROVED
A	Initial Release	—	T. Shihua	1/8/14	1/8/14



Mounting Hole



1 Electrical

- 1.1 Impedance: 50 Ω
- 1.2 Frequency: DC-18GHz
- 1.3 VSWR: 1.2:1

2 Mechanical&Environmental

- 2.1 Temperature range -45°C ~+125°C
- 2.2 Durability(matings) >500
- 2.3 RoHs Compliant Yes

3 Material&Finish



- 3.1 Pin contact: Beryllium-Copper, gold plated
- 3.2 Body: Stainless Steel(SU303), Passivated
- 3.3 Insulators: PEI

4 Interface Standards

- 4.1 N MIL-STD-348A

Notes:

- 1. ALL SPECIFICATIONS ARE SUBJECT TO CHANGE NOTICE AT ANY TIME
- 2. CUSTOMER OUTLINE DRAWING FOR REFERENCE ONLY

DRAWN : T. Shihua 1/8/14 ENGINEER: C. Tao 1/8/14 APPROVED : W. Qiang 1/8/14	TITLE: Precision Adapter N Female to N Female Bulkhead	 www.teruilai.com
TOLERANCES UNLESS OTHERWISE SPECIFIED X ±0.50 .X ±0.20 .XX ±0.10 ANGLES ±1°	 DIMENSION IN MILLIMETERS (mm)	
PART NO: N-KYKMG	SIZE: A4	SCALE: N/A SHEET: 1/1 REV: A