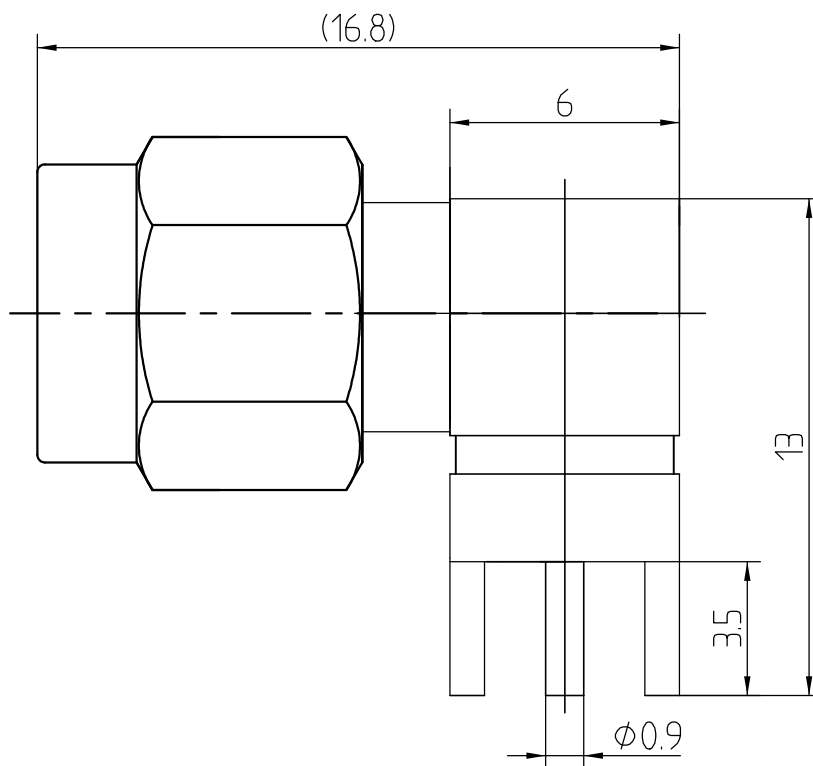


1 2 3 4

A

A



B

B

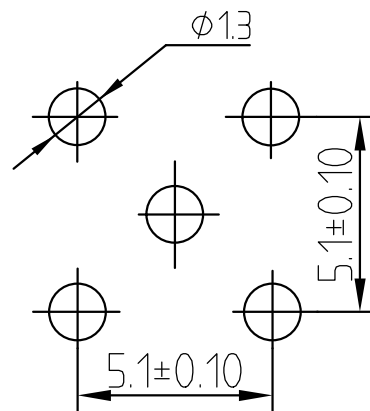
C

C

1 Electrical

- 1.1 Impedance:  $50 \Omega$
- 1.2 Working voltage:  $\leq 500V$
- 1.3 Insulation resistance:  $\geq 1000M \Omega$
- 1.4 Dielectric withstanding voltage:  $750V$
- 1.5 Center Contact resistance  $\leq 5M \Omega$
- 1.6 Outer contact resistance  $\leq 2.5M \Omega$

Mounting hole

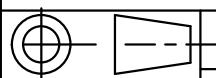


2 Material&Finish

- 2.1 Inner Contact: Brass, gold plated
- 2.2 Outer Contact: brass,gold plated
- 2.3 Insulators: Teflon
- 2.4 Spring Contact: Beryllium copper, gold plated

D

D



Scale

1:1

Name

Date

Designed

Tomson

12-Oct-13

Checked

Jason

12-Oct-13

Approved

Teresa

12-Oct-13

SMA-JWHD1  
SMA Male R/A Connector  
for PCB

UNLESS OTHERWISE SPECIFIED  
DIMENSIONS ARE mm, TOLERANCES ARE:  
FRACTIONS DECIMALS ANGLES  
.X± .15 ±1°  
.XX± .05  
.XXX±

Xi'an T-RELY ELECTRONICS CO., LTD.