

This document contains proprietary information and such information may not be disclosed to others for any purposes,
not used for sales/marketing/procurement purposes without written permission

| REV | DESCRIPTION OF REVISION | ECN NO. | BY | DATE | APPROVED |
|-----|-------------------------|---------|-----------|----------|----------|
| A | Initial Release | --- | T. Shihua | 12/06/15 | 12/06/15 |

1 Electrical

- 1.1 Impedance: 50 Ω
- 1.2 Frequency: DC-18GHz
- 1.3 VSWR: 1.20:1

2 Mechanical&Environmental

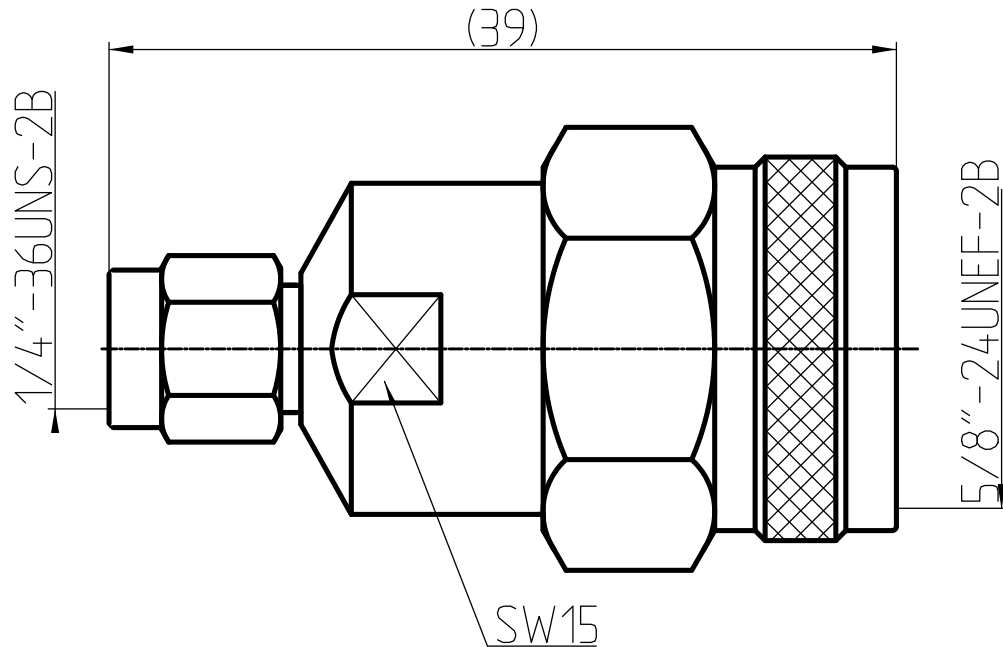
- 2.1 Temperature range -45°C ~+85°C
- 2.2 Durability(matings) >500
- 2.3 RoHs Compliant Yes

3 Material&Finish

- 3.1 Pin contact: Beryllium-Copper, gold plated
- 3.2 Body: Stainless Steel(SU303), Passivated
- 3.3 Insulators: PEI



4 Interface Standards

- 4.1 SMA MIL-STD-348A
- 4.2 N MIL-STD-348A



Notes:

- 1. ALL SPECIFICATIONS ARE SUBJECT TO CHANGE NOTICE AT ANY TIME
- 2. CUSTOMER OUTLINE DRAWING FOR REFERENCE ONLY

| | | |
|---|---|---|
| DRAWN : T. Shihua 12/06/15 ENGINEER: C. Tao 12/06/15 APPROVED : W. Qiang 12/06/15 | TITLE: Precision Adapter N Male to SMA Male |  www.trf.com |
| TOLERANCES UNLESS OTHERWISE SPECIFIED X ±0.50 .X ±0.20 .XX ±0.10 ANGLES ±1° | DIMENSION IN MILLIMETERS (mm) |  |
| PART NO: N/SMA-JJG | SIZE: A4 | SCALE: N/A |
| SHEET: 1/1 | REV: A | |