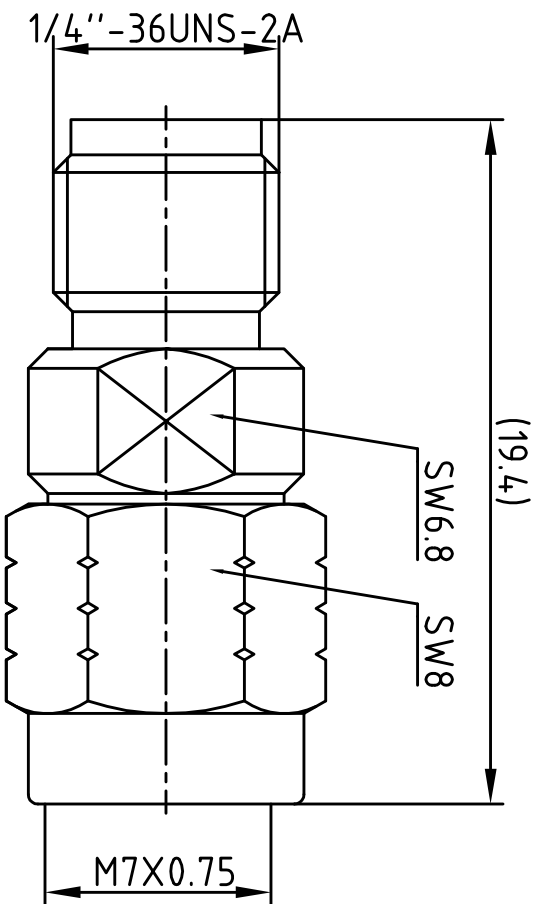


This document contains proprietary information and such information may not be disclosed to others for any purposes, not used for sales/marketing/procurement purposes without written permission

| REV | DESCRIPTION OF REVISION | ECN NO. | BY | DATE | APPROVED |
|-----|-------------------------|---------|----------|--------|----------|
| A | Initial Release | | T.Shihua | 1/8/14 | 1/8/14 |



1 Electrical

- 1.1 Impedance: 50Ω
- 1.2 Frequency: DC-40GHz
- 1.3 VSWR: 1.25:1

2 Mechanical&Environmental

- 2.1 Temperature range -55°C ~+165°C
- 2.2 Durability(matings) >500
- 2.3 RoHs Compliant Yes

3 Material&Finish

- 3.1 Pin contact: Beryllium-Copper, gold plated
- 3.2 Body: Stainless Steel(SU303), Passivated
- 3.3 Insulators: PEI

4 Interface Standards


- 4.1 2.4 IEEE STD 287-2007
- 4.2 2.92 MIL-STD-348A

Notes:


- 1.ALL SPECIFICATIONS ARE SUBJECT TO CHANGE NOTICE AT ANY TIME
- 2.CUSTOMER OUTLINE DRAWING FOR REFERENCE ONLY

| |
|---------------------------------------|
| DRAWN: T.Shihua 1/8/14 |
| ENGINEER: C.Too 1/8/14 |
| APPROVED: W.Qiang 1/8/14 |
| TOLERANCES UNLESS OTHERWISE SPECIFIED |
| X .0005 |
| XX .0010 |
| ANGLES 5° |

| |
|--------------------------|
| TITLE: Precision Adapter |
| 2.4 Male to 2.92 Female |
| PART NO: 2.4/2.92-1K6 |



 www.ferulial.com


 DIMENSION IN MILLIMETERS (mm)

SIZE: A4 SCALE: N/A SHEET: 1/1 REV: A