

This document contains proprietary information and such information may not be disclosed to others for any purposes, not used for sales/marketing/procurement purposes without written permission

REV	DESCRIPTION OF REVISION	TRL NO.	BY	DATE	APPROVED
A	Initial Release	—	T. Shihua	15/03/2022	15/03/2022

1 Electrical

- 1.1 Impedance: 50 Ω
- 1.2 Frequency: DC~50GHz
- 1.3 VSWR: 1.25:1
- 1.4 Insertion Loss: 0.3dB max

2 Mechanical&Environmental

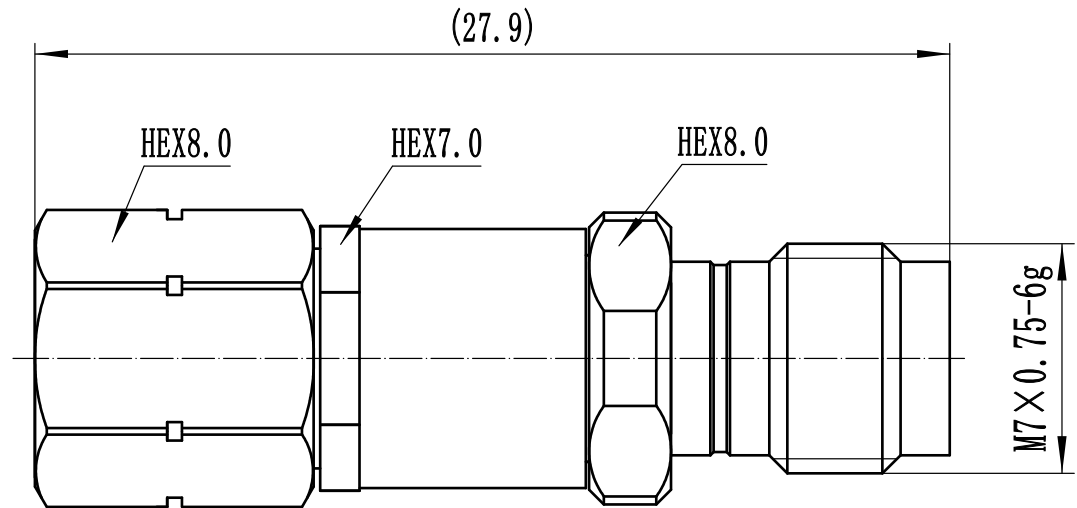
- 2.1 Temperature range -45°C~+125°C
- 2.2 Durability(matings) >500
- 2.3 RoHs Compliant Yes

3 Material&Finish

- 3.1 Pin contact: Beryllium-Copper, gold plated
- 3.2 Body: Stainless Steel, Passivated
- 3.3 Insulators: PEI



4 Interface Standards

- 4.1 1.85 MIL-STD-348A
- 4.2 2.4 MIL-STD-348A



Notes:

- 1. ALL SPECIFICATIONS ARE SUBJECT TO CHANGE NOTICE AT ANY TIME
- 2. CUSTOMER OUTLINE DRAWING FOR REFERENCE ONLY

DRAWN: T. Shihua 15/03/2022 ENGINEER: C. Tao 15/03/2022 APPROVED: W. Qiang 15/03/2022 TOLERANCES UNLESS OTHERWISE SPECIFIED X ±0.50 .X ±0.20 .XX ±0.10 ANGLES ±1°	TITLE RF Coaxial Connector 1.85 Male to 2.4 Female PART NO: 1.85/2.4-JKG-F	 www.rf-connector-china.com  DIMENSION IN MILLIMETERS (mm)		
	SIZE: A4	SCALE: 4.5:1	SHEET: 1/1	REV: VA