

This document contains proprietary information and such information may not be disclosed to others for any purposes, not used for sales/marketing/procurement purposes without written permission

REV	DESCRIPTION OF REVISION	ECN NO.	BY	DATE	APPROVED
A	Initial Release	—	T. Shihua	21/03/17	21/03/17

1 Electrical

- 1.1 Impedance: 50 Ω
- 1.2 Frequency: DC-26.5GHz
- 1.3 VSWR: 1.25:1

2 Mechanical & Environmental

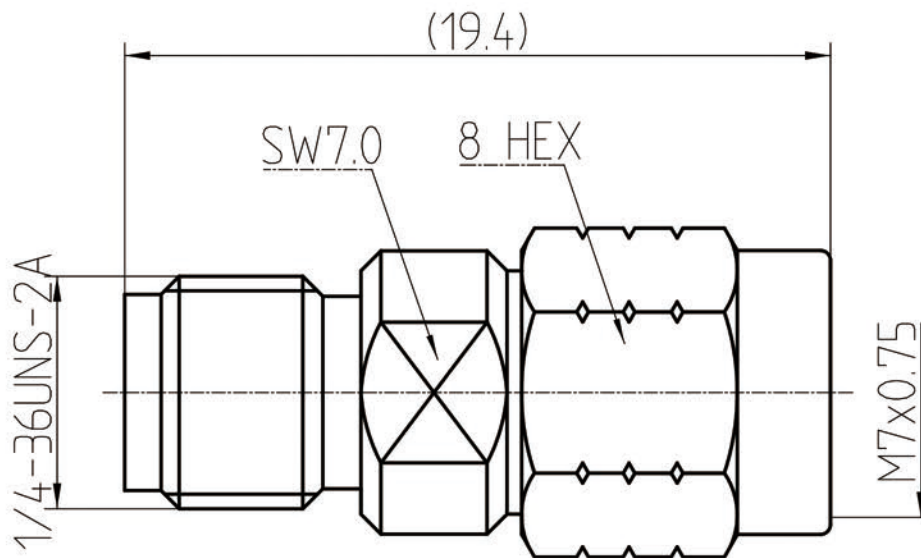
- 2.1 Temperature range -45°C ~+85°C
- 2.2 Durability (matings) >500
- 2.3 RoHS Compliant Yes

3 Material & Finish

- 3.1 Pin contact: Beryllium-Copper, gold plated
- 3.2 Body: Stainless Steel (SU303), Passivated
- 3.3 Insulators: PEI



4 Interface Standards

- 4.1 3.5mm IEC60169
- 4.2 1.85mm IEC-61169



Notes:

- 1. ALL SPECIFICATIONS ARE SUBJECT TO CHANGE NOTICE AT ANY TIME
- 2. CUSTOMER OUTLINE DRAWING FOR REFERENCE ONLY

DRAWN : T. Shihua 21/03/17 ENGINEER: C. Tao 21/03/17 APPROVED : W. Qiang 21/03/17	TITLE: Precision Adapter 3.5 Female to 1.85 Male	 www.rf-connector-china.com  DIMENSION IN MILLIMETERS (mm)
TOLERANCES UNLESS OTHERWISE SPECIFIED X ±0.50 X ±0.20 XX ±0.10 ANGLES ±1°	PART NO: 1.85/3.5-JKG SIZE: A4 SCALE: N/A SHEET: 1/1 REV: A	