

This document contains proprietary information and such information may not be disclosed to others for any purposes,
not used for sales/marketing/procurement purposes without written permission

REV	DESCRIPTION OF REVISION	ECN NO.	BY	DATE	APPROVED
A	Initial Release	—	T. Shihua	21/03/17	21/03/17

1 Electrical

- 1.1 Impedance: 50 Ω
- 1.2 Frequency: DC-26.5GHz
- 1.3 VSWR: 1.25:1

2 Mechanical&Environmental

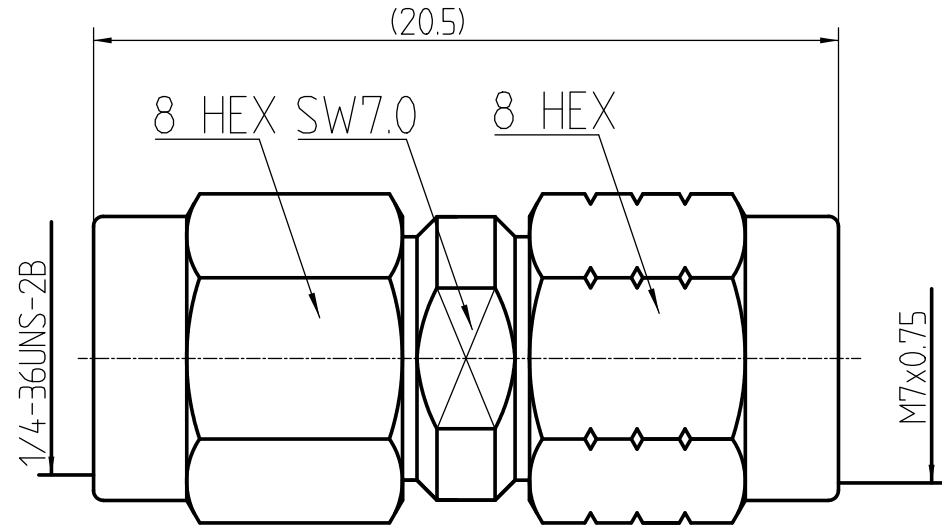
- 2.1 Temperature range -45°C ~+85°C
- 2.2 Durability(matings) >500
- 2.3 RoHs Compliant Yes

3 Material&Finish

- 3.1 Pin contact: Beryllium-Copper, gold plated
- 3.2 Body: Stainless Steel(SU303), Passivated
- 3.3 Insulators: PEI



4 Interface Standards

- 4.1 3.5mm IEC60169
- 4.2 1.85mm IEC-61169



Notes:

- 1. ALL SPECIFICATIONS ARE SUBJECT TO CHANGE NOTICE AT ANY TIME
- 2. CUSTOMER OUTLINE DRAWING FOR REFERENCE ONLY

DRAWN : T. Shihua 21/03/17 ENGINEER: C. Tao 21/03/17 APPROVED : W. Qiang 21/03/17	TITLE: Precision Adapter 1.85 Male to 3.5 Male	 www.tr-rf.com
TOLERANCES UNLESS OTHERWISE SPECIFIED X ±0.50 .X ±0.20 .XX ±0.10 ANGLES ±1°	PART NO: 1.85/3.5-JJG	DIMENSION IN MILLIMETERS (mm) 
SIZE: A4	SCALE: N/A	SHEET: 1/1 REV: A