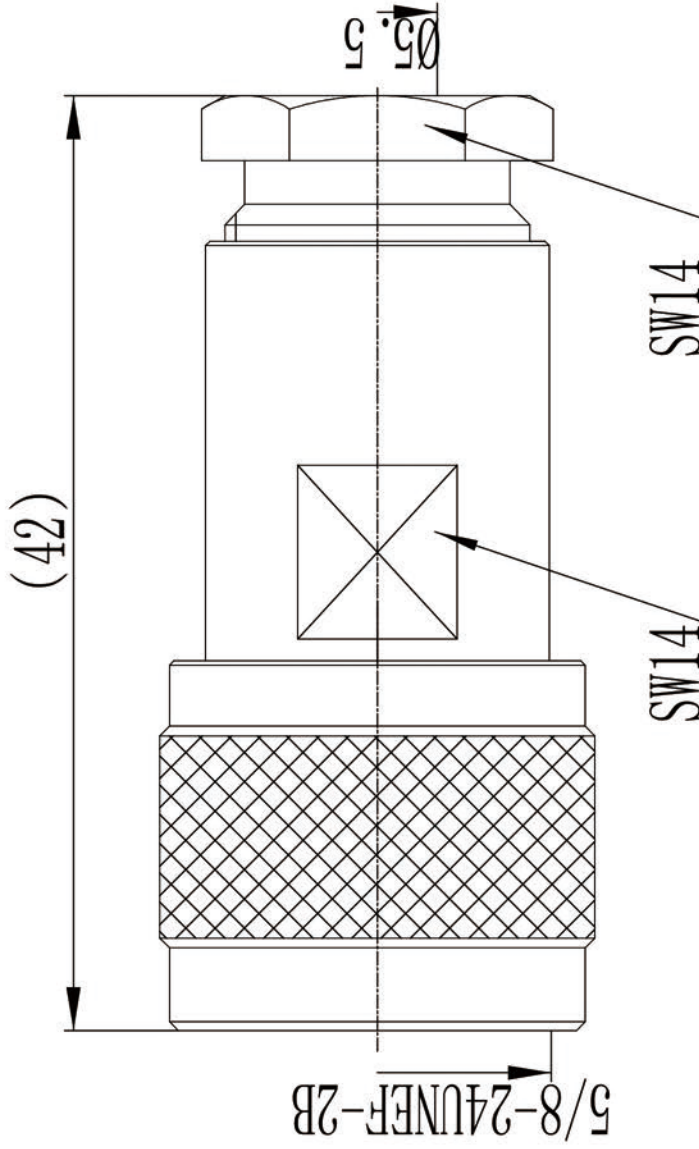




This document contains proprietary information and such information may not be disclosed to others for any purposes, not used for sales/marketing/procurement purposes without written permission

REV	DESCRIPTION OF REVISION	ECN NO.	BY	DATE	APPROVED
A	New Release		T. Shihua	08/08/15	08/08/15

1. Electrical
 - 1.1 Impedance: 50 Ω
 - 1.2 Frequency: DC~6GHz
 - 1.3 Dielectric withstanding voltage: 1500V(Valts RMS)
 - 1.4 Center contact resistance: ≤ 1mΩ
 - 1.5 Outer contact resistance: ≤ 0.2MΩ
 - 1.6 Insulation resistance: ≥5000MΩ
2. Environmental & Mechanical
 - 2.1 Temperature range: -45℃~125℃
 - 2.2 RoHS Compliant
 - 2.3 Durability: >500 cycles
3. Materials & Finish
 - 3.1 Body: Brass, Nickel plated
 - 3.2 Insulator: Teflon
 - 3.3 Contact Pin: Brass, gold plated
 - 3.5 Nut: Brass, Nickel plated
 - 3.6 Washer: Phosphor bronze, nickel plated



DRAWN: T. Shihua 08/08/15 ENGINEER: C. Tao 08/08/15 APPROVED: W. Qiang 08/08/15 TOLERANCES UNLESS OTHERWISE SPECIFIED X ±0.50 XX ±0.20 ANGLE ±1°	TITLE: RF Coaxial Connector N Male Str. Connector for LMR200 Cable PART NO: N-J200A	 www.rf-connector-china.com  DIMENSION IN MILLIMETERS (mm) SCALE: N/A SHEET: 1/1 REV: A
--------------------------------------------------------------------------------------------------------------------------------------------------------------------	-----------------------------------------------------------------------------------------------------	---------------------------------------------------------------------------------------------------------------------------------------------------------------------------------------------------------------------------------------------------------------------------------------------------------------------------------

- Notes:**
1. ALL SPECIFICATIONS ARE SUBJECT TO CHANGE NOTICE AT ANY TIME
 2. CUSTOMER OUTLINE DRAWING FOR REFERENCE ONLY